

Determination of Unfunded Reserves

Line		Reference			Prior Year Amount
1					
2					
3					
4					
5					
6	Unfunded Reserves (EOY):	(Line 17, Col 2)			-\$37,584,108
7	Unfunded Reserves (Average BOY/EOY):	(Line 17, Col 3)			-\$45,754,304
8					
9					
10			Col 1	Col 2	Col 3
11			Prior Year	Prior Year	Prior Year
12			BOY	EOY	Average
13	Description of Issue		Unfunded	Unfunded	Unfunded
14	Unfunded Reserves		Reserves	Reserves	Reserves
15	Provision for Injuries and Damages	(Line 24)	-\$48,351,128	-\$31,705,551	-\$40,028,340
16	Provision for Vac/Sick Leave	(Line 29)	-\$5,125,911	-\$5,448,857	-\$5,287,384
17	Provision for Supplemental Executive Retirement Plan	(Line 36)	-\$447,463	-\$429,699	-\$438,581
18	Totals:	(Line 14 + Line 15 + Line 16)	-\$53,924,501	-\$37,584,108	-\$45,754,304
19	Calculations				
20					
21	Injuries and Damages		BOY	EOY	Average BOY/EOY
22	Injuries and Damages - See Note 1 and Note 2	Company Records - Input (Negative)	-\$761,804,640	-\$499,542,355	
23	Transmission Wages and Salary Allocation Factor	(27-Allocators, Line 9)	6.3469%	6.3469%	
24	ISO Transmission Rate Base Applicable	(Line 22 x Line 23)	-\$48,351,128	-\$31,705,551	-\$40,028,340
25					
26	Vacation Leave				
27	Vacation and Personal Time Accruals - Acct. 2350080	Company Records - Input (Negative)	-\$80,762,180	-\$85,850,417	
28	Transmission Wages and Salary Allocation Factor	(27-Allocators, Line 9)	6.3469%	6.3469%	
29	ISO Transmission Rate Base Applicable	(Line 27 x Line 28)	-\$5,125,911	-\$5,448,857	-\$5,287,384
30					
31	Supplemental Executive Retirement Plan				
32	Supplemental Executive Retirement Plan	Company Records - Input (Negative)	-\$14,100,152	-\$13,540,402	
33	Times:	Applicable Rate Base Percentage	50%	50%	
34	Sub-Total Supplemental Executive Retirement Plan	(Line 32 x Line 33)	-\$7,050,076	-\$6,770,201	
35	Transmission Wages and Salary Allocation Factor	(27-Allocators, Line 9)	6.3469%	6.3469%	
36	ISO Transmission Rate Base Applicable	(Line 34 x Line 35)	-\$447,463	-\$429,699	-\$438,581

Notes:

- 1) Includes any Unfunded Reserves relating to accrued expenses included in Account 925 "Injuries and Damages", reduced for any expected offsetting payments.
- 2) No Unfunded Reserve shall be included in Schedule 34 associated with any wildfire other than the 2017/18 Wildfire/Mudslide Events. Associated costs for other wildfire events are reflected in Schedule 20 "A&G" and recovered on a cash basis (see Instruction 6 of Schedule 20).

SOUTHERN CALIFORNIA EDISON COMPANY							
2017/2018 Monthly Wildfire/Mudslide Events Damage Claims Recorded to Accounts 925 & 228.2							
(\$)							
Accounts 925 & 228							
	A	B	C = Lag(C) + B	D	E = C + D		
Line No.	Month	Total Amount included in A&G Acct 925	GAAP Wildfire Reserves for 2017/18 Wildfires & Mudslides Acct. 228.2 Balances	Claim Payments (Enter Negative)	Ending Balance 2017/18 Wildfire & Mudslide Reserves Acct. 228.2		
1	Dec-23	65,000,000	711,958,001	(59,093,042)	652,864,959		
2	Jan-24		652,864,959	(24,830,500)	628,034,459		
3	Feb-24		628,034,459	(88,442,616)	539,591,843		
4	Mar-24	490,000,000	1,029,591,843	(58,320,000)	971,271,843		
5	Apr-24		971,271,843	(153,602,000)	817,669,843		
6	May-24		817,669,843	(112,647,250)	705,022,593		
7	Jun-24		705,022,593	(94,182,616)	610,839,977		
8	Jul-24		610,839,977	(20,965,000)	589,874,977		
9	Aug-24		589,874,977	(40,178,333)	549,696,644		
10	Sep-24		549,696,644	(39,146,658)	510,549,986		
11	Oct-24		510,549,986	(26,946,667)	483,603,320		
12	Nov-24		483,603,320	(65,050,000)	418,553,320		
13	Dec-24	450,000	419,003,320	(49,694,924)	369,308,396		
14	Total 2024	490,450,000		(774,006,563)			
Line 15. Annual Risk Assessment Change of SCE's Liability 2017/2018 Wildfire Claims per GAAP					490,450,000	Line 14 Col B	
Line 16. Average of Beginning of Year and End of Year for Wildfire Reserve					\$ 540,633,198	(Col. C Line 1 + Col. E Line 13) / 2	
Line 17. End of Year Labor Allocator					6.3469%	(Sch 27, Line 9)	
Line 18. Average BOY/EOY 2017/2018 Wildfire Claims included in Sch 34 Col 3 Line 24					\$ 34,313,554	Line 16 * Line 17	
Notes:							
1	The values in Schedule 34 Line 24 will change in future years as the Labor Allocation factor changes and/or the Line 16 balance changes.						
2	Column D represents claim settlement payments less insurance recoveries received.						

SOUTHERN CALIFORNIA EDISON COMPANY

2017/2018 Monthly Wildfire/Mudslide Events Damage Claims Recorded to

Account 925

\$

	A	B	C
Line No.	Month	Outside Legal Expenses	Insurance Payments & Reimbursements
1	Jan-24	1,492,963	-
2	Feb-24	951,507	-
3	Mar-24	2,622,180	-
4	Apr-24	453,856	-
5	May-24	2,478,366	-
6	Jun-24	3,558,291	-
7	Jul-24	6,790,794	-
8	Aug-24	1,536,885	-
9	Sep-24	541,626	-
10	Oct-24	4,330,217	-
11	Nov-24	2,095,576	-
12	Dec-24	2,010,817	-
13	Total	28,863,078	-

Notes:

- 1 Column B represents expenses exclusive of insurance reimbursements.
- 2 Column C excludes insurance premiums.
- 3 Column C represents insurance recoveries on outside legal services only.

2024 Summary of Injury & Damage Reserve	
Description	Amount
Account 2251020/2150084	(550,008,516)
Cash Treatment:	
Deduct: Wildfire Events	174,700,121
2024 Wildfire Reserve Included in total Injury and Damages Reserve	(375,308,396)
Injury & Damages (2251010)	(124,233,959)
2024 Injury & Damage Reserve Total	(499,542,355)

2024 General Ledger Accounts 2251020 and 2150084

Account Number	*			
Company Code	2001	Southern CA Edison		
Fiscal Year	2024			
Display More Chars				
All Documents in Currency	*	Display Currency	USD	Company code
Period	Debit	Credit	Balance	Cum. bal.
Bal. Carryforwa...				870,889,958.81-
1	32,310,500....	7,480,000.00	24,830,500.00	846,059,458.81-
2	174,947,61...	86,230,000.00	88,717,615.67	757,341,843.14-
3	348,948,30...	850,701,517.58	501,753,211.30-	1,259,095,054.44-
4	223,453,00...	63,626,000.00	159,827,000.00	1,099,268,054.44-
5	188,345,46...	54,945,000.00	133,400,461.30	965,867,593.14-
6	194,344,69...	18,727,500.00	175,617,197.97	790,250,395.17-
7	77,056,649....	52,571,649.35	24,485,000.00	765,765,395.17-
8	100,815,55...	17,950,217.89	82,865,332.20	682,900,062.97-
9	66,560,217....	41,558,342.32	25,001,875.57	657,898,187.40-
10	42,051,267....	11,319,600.76	30,731,666.67	627,166,520.73-
11	103,597,69...	30,191,684.64	73,406,005.48	553,760,515.25-
12	81,498,683....	59,746,684.64	21,751,998.85	532,008,516.40-
13				532,008,516.40-
14		18,000,000.00	18,000,000.00-	550,008,516.40-

Account Number	2251010	Prov for I&D		
Company Code	2001	Southern CA Edison		
Fiscal Year	2024			
Display More Chars				
All Documents in Currency	*	Display Currency	USD	Company code
Period	Debit	Credit	Balance	Cum. bal.
Bal. Carryforwa...				102,939,681.53-
1		210,421.08	210,421.08-	103,150,102.61-
2		813,716.78	813,716.78-	103,963,819.39-
3		3,681,635.36	3,681,635.36-	107,645,454.75-
4		1,087,130.64	1,087,130.64-	108,732,585.39-
5		302,547.46	302,547.46-	109,035,132.85-
6		1,049,406.51	1,049,406.51-	110,084,539.36-

7	1,142,030.93		1,142,030.93	108,942,508.43-
8		115,897.17	115,897.17-	109,058,405.60-
9		1,222,268.41	1,222,268.41-	110,280,674.01-
10	1,544,642.07		1,544,642.07	108,736,031.94-
11		325,690.30	325,690.30-	109,061,722.24-
12	4,696,962.83	2,000,000.00	2,696,962.83	106,364,759.41-
13		17,869,200.00	17,869,200.00-	124,233,959.41-

2023 Summary of Injury & Damage Reserve	
Description	Amount
Account 2251020/2150084	(870,889,959)
Cash Treatment:	
Deduct: Wildfire Events	212,025,000
2023 Wildfire Reserve Included in total Injury and Damages Reserve	(658,864,959)
Injury & Damages (2251010)	(102,939,682)
2023 Injury & Damage Reserve Total	(761,804,640)

Unfunded Reserves excluding Wildfire Reserve			
Unfunded Reserves	Account	2023	2024
		Cumulative Balance in \$	
1963 Emp Agmt Sv Ben	2245120	0	0
1985 DCP Death Bnft	2245050	(5,401,016)	(5,197,559)
Exec Retirement Plan	2245025	(1,604,333)	(1,758,546)
Exec Survi Bnft Plan	2245030	0	0
Paid Absence	2350080	(80,762,180)	(85,850,417)
Prov for I&D	2251010	(102,939,682)	(124,233,959)
Suppl L/T Disability	2245045	0	0
Suppl Survi/Retr Inc	2245040	(864,287)	(715,021)
Survi Inc Contin Pln	2245035	(6,230,516)	(5,869,277)
Total		(197,802,013)	(223,624,779)


2024 Wildfire Reserve		
Line	Description	Amount
1	Account 2251020/2150084	(550,008,516)
2	Deduct: Pre-2019 Wildfires (Other Than Thomas/Woolsey)	6,000,000
3	Cash Treatment:	
4	Deduct: Wildfire Events	174,700,121
5	Thomas/Mudslides & Woolsey Reserves	(369,308,396)
6	2024 Wildfire Reserve Included in total Injury and Damages Reserve	(375,308,396) = Line 5 - Line 2

2024 Wildfire Reserve - General Ledger Accounts 2251020 and 2150084






Account Number *

Company Code2001Southern CA Edison

Fiscal Year2024

 Display More Chars

All Documents in Currency *Display CurrencyUSDCompany cod



Period	Debit	Credit	Balance	Cum. bal.
Bal. Carryforwa...				870,889,958.81-
1	32,310,500....	7,480,000.00	24,830,500.00	846,059,458.81-
2	174,947,61...	86,230,000.00	88,717,615.67	757,341,843.14-
3	348,948,30...	850,701,517.58	501,753,211.30-	1,259,095,054.44-
4	223,453,00...	63,626,000.00	159,827,000.00	1,099,268,054.44-
5	188,345,46...	54,945,000.00	133,400,461.30	965,867,593.14-
6	194,344,69...	18,727,500.00	175,617,197.97	790,250,395.17-
7	77,056,649....	52,571,649.35	24,485,000.00	765,765,395.17-
8	100,815,55...	17,950,217.89	82,865,332.20	682,900,062.97-
9	66,560,217....	41,558,342.32	25,001,875.57	657,898,187.40-
10	42,051,267....	11,319,600.76	30,731,666.67	627,166,520.73-
11	103,597,69...	30,191,684.64	73,406,005.48	553,760,515.25-
12	81,498,683....	59,746,684.64	21,751,998.85	532,008,516.40-
13				532,008,516.40-
14		18,000,000.00	18,000,000.00-	550,008,516.40-
--				550,008,516.40-